

24/7 self-service
technologies



LOGINPOST®
intelligent move

loginpost

is at the
forefront of
revolutionary
ideas,

developing new concepts and providing
comprehensive solutions in self-service
technologies

Traditional logistic schemes used by post offices and logistics operators are optimised significantly, with the first mile and the last mile being made by the customer rather than the postal worker.

we work to benefit **your:**

company

Innovative approach
Lower operating costs
Optimised delivery routes
No failed delivery attempts

customer

24/7 service
Close to daily routes
No queuing
Easy to use

community

Improved e-commerce convenience
Simplified parcel delivery process
Increased appeal to potential foreign
investors in the country
Less traffic during peak hours
and decreased emissions

MINI TERMINAL STANDARD

Self-service parcel terminal designed to collect parcels.



Easy

CONVENIENT

TIME and
LOCATION

MINI TERMINAL STANDARD + STAND



Easy

USER FRIENDLY

TECHNICAL DETAILS STANDARD

OVERALL DIMENSIONS (w×h×d) - 960 x 2110 x 525 mm

S locker (8 units) (w×h×d) - 398 x 113 x 502 mm

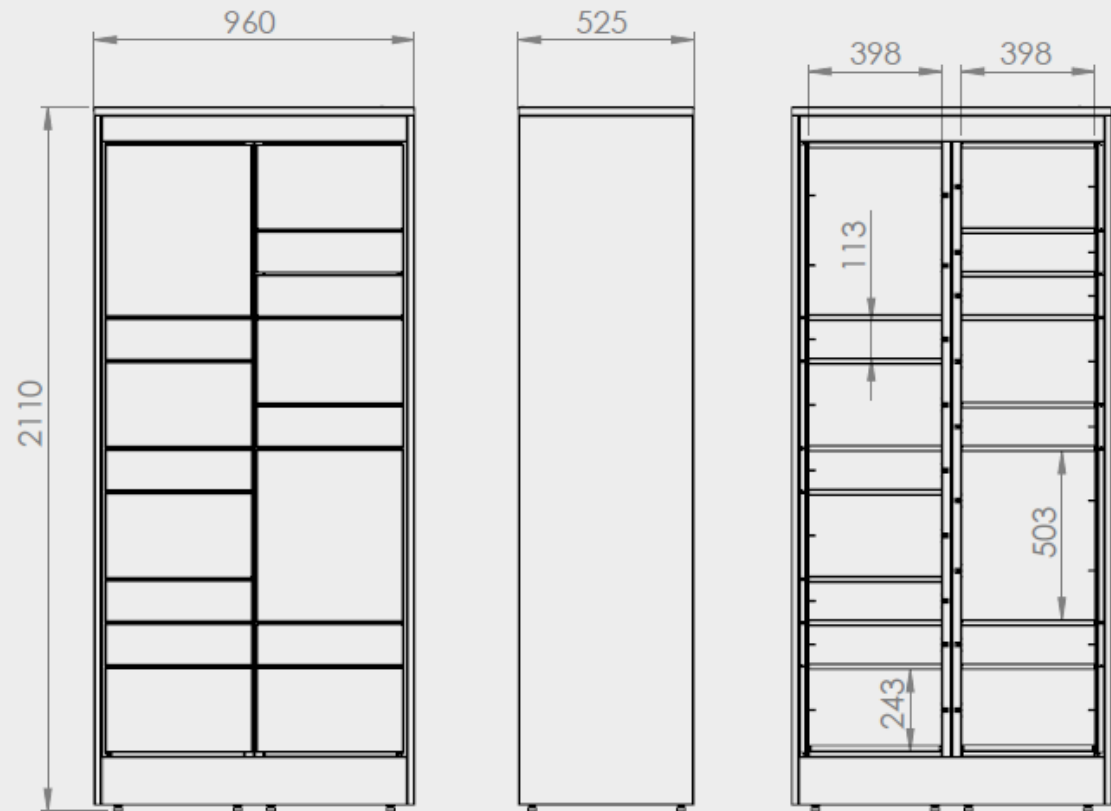
M locker (6 units) (w×h×d) - 398 x 243 x 502 mm

L locker (2 units) (w×h×d) - 398 x 503 x 502 mm

Total: 16 Lockers

Note:

LoginPost self-service parcel terminals are composed of modules. This enables to add or subtract modules to easily increase or decrease the number of lockers as well as select the size of lockers to better respond to constantly changing demands of the market/circumstances.



YOU CAN PICK UP YOUR PARCEL AS FOLLOWS:



VIA THE BROWSER OR
MOBILE APPLICATION OF
YOUR MOBILE PHONE:

- Enter www.terminalai.lt in the browser of your mobile phone and choose "Pick up a parcel".
- In the window that opens, enter your telephone number, terminal number and PIN (you have received the terminal number and PIN number by SMS).



AFTER SENDING A
MESSAGE BY SMS:

- Send an SMS message to the number 1234: "T(terminal number) TEL(telephone number 65512345) PIN(PIN code received)".
- The terminal door will open and you will be able to pick up your parcel.
- Please take your parcel and close the door.

IF YOU WISH TO SEND A PARCEL:



PACKAGE THE PARCEL

1

2

TAKE THE PREPARED
PARCEL TO THE NEAREST
SELF-SERVICE PARCEL
TERMINAL




- If you have a parcel return sticker (e.g. Zara, H&M, Venipak S@D etc.), attach it to the parcel you wish to return.
- If you do not have a sticker, choose "Register the parcel" in the computer at www.terminalas.lt, enter the parcel data, pay for the parcel, print out the sticker and attach it to the packaging.



WHEN YOU ARRIVE AT THE SELF-SERVICE PARCEL TERMINAL, ENTER WWW.TERMINALAS.LT
IN THE BROWSER OF YOUR MOBILE PHONE AND CHOOSE "SEND A PARCEL"

3

- In the window that opens, enter your telephone number (it will be sent to you by SMS and written on the terminal) and the parcel number of the sticker attached to the packaging.
 - After entering the data, press "Confirm".
- OR
- Send an SMS message to the number 1234: "SEND T(terminal number) TEL(your telephone number) S(parcel number)".




PUT THE PARCEL IN

4

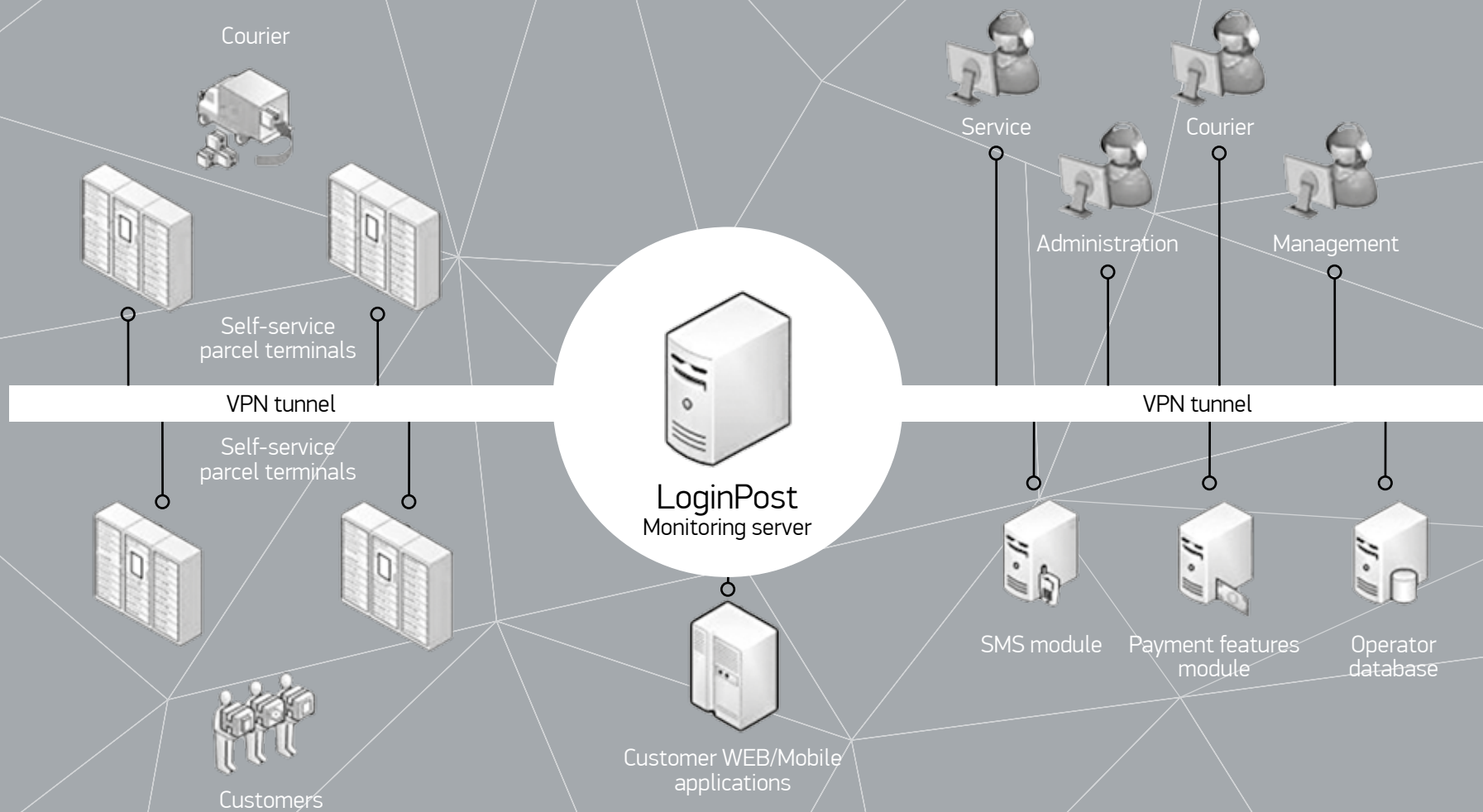
5

CLOSE THE DOOR



- The terminal door will open and you will be able to put your parcel in.
- You will receive a confirmation that your parcel has been accepted for sending by email or SMS.

NETWORK



an intelligent
move for
your business

LOGINPOST OÜ
Viru väljak 2 Tallinn Harjumaa 10111
info@loginpost.com